








Facts Safety valve spring loaded

	fluids group II	opening characteristic	size [DN]	pressure range [bar]	lifting device (pneumatic)	position reply	heating device
	D/G/F	normal safety valve	25 - 50 65 - 80 25 - 80 100 (new)	0,5 - 8,0 (D/G) 0,5 - 10,0 (D/G) 0,5 - 10,0 (F) 0,5 - 3,5 (D/G/F)	•	•	•
	D/G/F	normal safety valve	25 40 50 65 80 100 25 40 50 65 - 100	0,7 - 12,0 (D/G) 0,5 - 8,0 (D/G) 0,5 - 7,0 (D/G) 0,5 - 3,5 (D/G) 0,5 - 3,1 (D/G) 0,5 - 3,5 (D/G) 2,0 - 12,0 (F) 1,0 - 9,0 (F) 0,5 - 8,0 (F) 0,5 - 5,0 (F)	•	•	•
	D/G	normal safety valve	15	2,0 - 8,0 (D/G)			
	F	normal safety valve	15	1,0 - 8,0 (F)			
	D/G	normal safety valve	15 24	1,0 - 8,0 (D/G)			

• - optional available, d₀ - narrowest flow area

fluids: D - steam, G - gas, F - liquids